

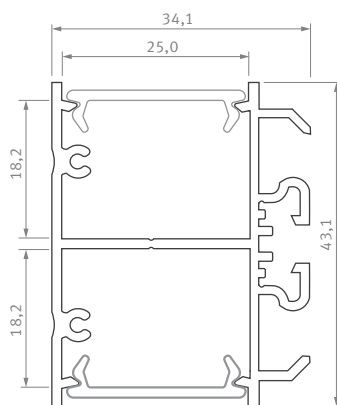
Profil LED / Profile LED

DOPIO

Karta produktu Data sheet

PL
Profil nawierzchniowy dwustronny – do oświetlenia powierzchni biurowych, powierzchni typu open space i budownictwie przemysłowym.

EN
Two-side surface mounted profile – for the purpose of lighting office spaces, open space areas and in the field of engineering construction sector.



Sposoby montażu /
Assembly methods






Obejrzyj wideo /
Watch video



DOPIO






Profil LED / Profile LED

Wymiary [mm] / Dimensions (mm): 1000, 2020, 3000

Kolory profili Profile colors	BIAŁY (lakierowany) white (lacquered)	CZARNY (lakierowany) black (lacquered)	SREBRNY (anodowany) silver (anodized)
			
1,0 m	10-0191-10	10-0000-16	10-0194-10
2,02 m	10-0191-20	10-0195-20	10-0194-20
3,0 m	10-0191-30	10-0000-17	10-0194-30
Szerokość taśmy LED (mm) LED strip width (mm)	4 × 12		

Klosze (PMMA) / Covers



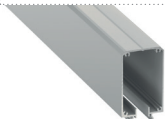



Wymiary [mm] / Dimensions (mm): 1000, 2020, 3000

TRANSPARENTNY transparent	MROŻONY frozen	MLECZNY milky	FROSTED MLECZNY milky frosted	CZARNY PMMA black PMMA
DOUBLE				
				
1 m/PMMA 11-2073-10	1 m/PMMA 11-2072-10	1 m/PMMA 11-2071-10	1 m/PMMA 11-2076-10	1 m/PMMA 11-2447-10

Zasłepki (aluminium) / End caps (aluminum)

Z OTWOREM with a hole			BEZ OTWORU without a hole		
BIAŁY white	CZARNY black	SREBRNY silver	BIAŁY white	CZARNY black	SREBRNY silver
DOPIO					
					
ALU 12-0201-10	ALU 12-0000-04	ALU 12-0205-10	ALU 12-0201-11	ALU 12-0000-55	ALU 12-0205-11
DOPIO + TALIA M2			DOPIO + TALIA M2		
					
ALU 12-1111-10	ALU 12-0000-26	ALU 12-1115-10	ALU 12-1111-11	ALU 12-0000-25	ALU 12-1115-11

Dodatki / Accessories

ŁĄCZNIK PROSTY straight connector	PROFIL MONTAŻOWY TALIA M1 mounting profile TALIA M1	PROFIL MONTAŻOWY TALIA M2 mounting profile TALIA M2	DŁAWNICA cable gland	UCHWYT NA PRZEWÓD fi 5 mm cable fi 5 mm holder	ZAWIESIA pendants
					
14-3032-02	10-0344-10	10-0354-10	*B 14-5046-00 *W 14-5046-01	*T 14-7067-00 *B 14-7067-02	*S 14-2011-02 *B 14-2076-00 *W 14-2075-00

* S SREBRNY silver; * B CZARNY black; * T TRANSPARENTNY transparent; * W BIAŁY white

Maksymalna rozpraszana moc źródeł światła LED

Maximum dissipated power of LED light sources

dla temperatury profilu for temperature profile 55° C	dla temperatury profilu for temperature profile 65° C
44,8 W	67,2 W

LUMINES[®]
LIGHTING

www.lumines.pl

