

1. Features

Product adopt the widely used 2.4GHz wireless technology with the features of low power consumption, long signal transmitting and strong anti-interference, etc. Product has auto-transmitting function. Widely used on the controlling of hotel lighting and home lighting.

Dual White LED Light



Color temperature adjustable



Dim brightness



2.4G RF wireless transmission technology



Signal transmitting



Remote control
Control distance 30m



Smartphone app control
(2.4GHz gateway is needed)



Support third party voice control
(2.4GHz gateway is needed)

Single Color LED Light



Dim brightness



2.4G RF wireless transmission technology



Signal transmitting



Remote control
Control distance 30m



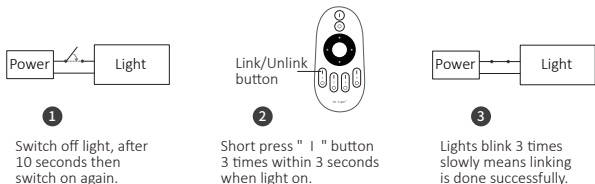
Smartphone app control
(2.4GHz gateway is needed)



Support third party voice control
(2.4GHz gateway is needed)

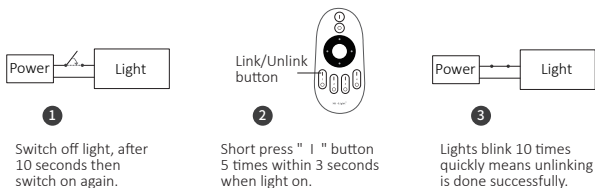
2. Linking Code / Unlinking Code Instructions

Linking Code Instructions



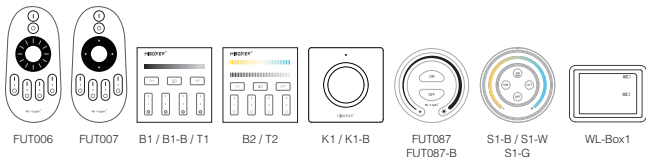
Linking failed if light is not blinking slowly, Please follow above steps again.
(Note: Light that have linked can't link again)

Unlinking Code Instructions



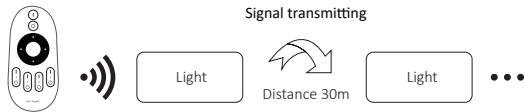
Unlinking failed if light is not blinking quickly, Please follow above steps again.
(Note: Light haven't linked that don't need to unlink)

Compatible with these remote controls (Purchased separately)



3. Signal transmitting

One light can transmit the signals from the remote control to another light within 30m, as long as there is a light within 30m, the remote control distance can be limitless.



4. The mode of “Do Not Disturb”

It can be activated or turned off via remote control

Turn on “Do not disturb” (wide using in the area which have power failure frequently to save energy)

Press “OFF” button three times within three seconds and press “ON” button three times, Activated successfully once led light flashes four times quickly.

Attention: Do not disturb mode is activated

1. When the light is OFF status (For example: Use app or remote to turn off light)
The light is OFF status once you turn off power and turn on again. **(User must turn off and turn on power twice times to activate light or use APP / remote to activate light)**
2. When the light is ON status
The light is ON status once you turn off and turn on power one time.

Turn off “Do not disturb”

Press “ON” button three times within three seconds and press “OFF” button three times, closed successfully once led light flashes four times slowly.

Attention: The light will be always “ON” status if you turn on and turn off power once user closed “Do not Disturb” mode.

5. Scan QR code to watch video instruction



Smartphone app control
(WL-Box1 video)



Third party voice control

6. Attention

1. Please check whether the voltage of the power supply is in accordance with the light, and please check the connection of both the cathode and anode, otherwise the light will be broken.
2. Please don't connect wires with power on. Please turn on again only when it is in right connection and no short circuit.
3. Non-professional user cannot dismantle the lighting fixtures directly.
4. Please do not use the light in the place with widely range metal area or strong electromagnetic wave nearby, otherwise, the remote distance will be seriously affected.

Made in China



Light can not
use in humid area